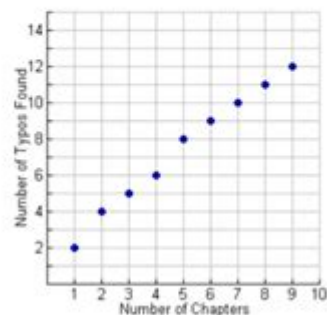


Name: _____ Date: _____ Class: _____

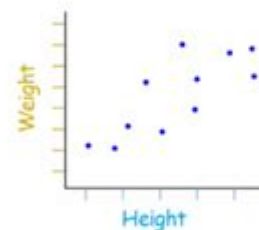
Interpreting Graphs Worksheet Answer Key

1. Given the graph below, answer the following questions:

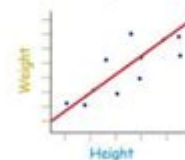


- What is the independent variable for this graph?
The independent variable is the number of chapters.
- What is the dependent variable for this graph?
The dependent variable is the numbers of typos found.
- What can you assume about the relationship between number of chapters in a book and the amount of typos found?
Based on the graph's trend, I can assume that as the number of chapters in a book increases, the number of typos found in the book also increases.
- About how many typos would you assume to be in a book with 10 chapters?
Based on the graph, I would estimate about 13 typos in a book with 10 chapters.

2. Given the graph below, answer the following questions:



- What is the independent variable for this graph?
The independent variable is height.
- What is the dependent variable for this graph?
The dependent variable is weight.
- Write a two-sentence explanation for what the graph is attempting to describe.
The graph describes the relationship between a person's height and a person's weight. The graph's trend shows that taller people tend to be heavier, while shorter people tend to weigh less.
- Assume that the increments for weight are 20 pounds, starting with 50 pounds, and the height increment is by 5 inches, starting with 50 inches. What would you expect a person to weigh if s/he was 80 inches tall?
Based on the graph, I would assume that a person that is 80 inches tall would weigh about 220-230 pounds.
- Draw a line on the graph that you believe represents the best fit for weight and height.



Click here to access this Book :

FREE DOWNLOAD

Answer Key Interpreting Graphics Chemistry

[Answer Key Interpreting Graphics Chemistry](#)

Answer Key Interpreting Graphics Chemistry

INTERPRETING GRAPHICS Use with Section 13.4 13 . publishing as Pearson Prentice Hall.. interpreting graphics , prentice hall chemistry chapter 13 interpreting chapter 13 interpreting graphics answer key include prentice hall chemistry workbook answers. [pub download] prentice hall chemistry chapter 11 answer key . Table 54b Generalized Products Free Download Zip > Table 54b Generalized ...

Prentice Hall Chemistry Chapter 13 Interpreting Graphics ...

Interpreting Graphics Worksheet Answers Chemistry with Phase Change Worksheet Answer Key Beautiful Physical Vs Chemical. Often, the more complex the instructions, the more that the student will have to look up and the more they will have to do, and this is where comprehension starts to slip because of the simple basic needs that they have to fill in.

Interpreting Graphics Worksheet Answers Chemistry

chemistry interpreting graphics answers key

Chemistry interpreting graphics answers key

Title: Chemistry Interpreting Graphs Answer Key Author: www.svc.edu-2020-08-05T00:00:00+00:01 Subject: Chemistry Interpreting Graphs Answer Key

Chemistry Interpreting Graphs Answer Key - svc.edu

Interpreting graphics chemistry answers 18 mar 6 2012. Contain interpreting graphics taxonomy answer key biology corner. The numbers are the scores on the sat test. Create an account create tests flashcards. Interpret data from experiment. A graph of the natural logarithm of the concentration of a reactant versus time yields a straight line with a negative slope for a first order reaction.

Interpreting Graphs Worksheet Answers Chemistry

April 17th, 2018 - Interpreting Graphics Chemistry Answer Key 16 Interpreting

Graphics Chemistry Answer Key 16 2007 3RD GRADE PASSAGE ABOUT SPIDERS HOLT SCIENCE SPECTRUM ANSWER KEYS FOR 'Skills Worksheet Food Chains and Food Webs April 30th, 2018 - INTERPRETING GRAPHICS 1-4 Answers may include any of the Holt Science Biology 96 Science Skills Worksheets Answer Key TEACHER RESOURCE PAGE ...

Answer Key For Interpreting Graphics Holt Science

chemistry interpreting graphics answer key Chemistry Interpreting Graphics Answer Key Chemistry Interpreting Graphics Answer Key *FREE* chemistry interpreting graphics answer key CHEMISTRY INTERPRETING GRAPHICS ANSWER KEY Author : Andreas Holzman Couldnt Keep It To Myself Wally Lamb And The Women Of York Correctional Institution Countdown To Apocalypse A Scientific Exploration Of The End Of ...

Chemistry Interpreting Graphics Answer Key

As this chemistry interpreting graphics answer key, it ends taking place living thing one of the favored ebook chemistry interpreting graphics answer key collections that we have. This is why you remain in the best website to see the amazing books to have. As the name suggests, Open Library features a library with books from the Internet Archive and lists them in the open library. Being an ...

Chemistry Interpreting Graphics Answer Key

Chemistry Interpreting Graphs Answer Key manual , glencoe mcgraw hill geometry answer key , manual to rebuild 2003 mazda protege speed 5 transmission , n2 fitting question papers and solutions , section 18 2 modern evolutionary classification worksheet answers , 2001 harley sportster service manual , ma 1 english question paper 2013 , yamaha ...

Chemistry Interpreting Graphs Answer Key

Interpreting Graphics - Taxonomy ANSWER KEY Answer TRUE or FALSE to the following statements: 1. ____ Dogs belong to the order Felidae. 2. ____ A fox belongs to the phylum Arthropoda. 3. ____ Snakes belong to the phylum Reptilia. 4. ____ Lions belong to the class mammalia (mammals) 5. ____ All arthropods belong to the Class Insecta 6. ____ All rodents (rodentia) belong to the phylum ...

Interpreting Graphics Taxonomy ANSWER KEY

chemistry interpreting graphics answers key, as one of the most in action sellers here will definitely be along with the best options to review. Questia Public Library has long been a favorite choice of librarians and scholars Page 3/8. Online Library Chemistry Interpreting Graphics Answers Key for research help. They also offer a world-class library of free books filled with classics ...

Chemistry Interpreting Graphics Answers Key

Prentice Hall Chemistry Chapter 13 Interpreting Graphics Answer Key.rar -> DOWNLOAD

Prentice Hall Chemistry Chapter 13 Interpreting Graphics ...

We tried to locate some good of Interpreting Graphics Worksheet Answers Chemistry as Well as Density Worksheet Answer Key 1 10 Sewardnarcute image to suit your needs. Here it is. It was from reliable on line source and that we love it. We hope this graphic will likely be one of excellent reference

Interpreting Graphics Worksheet Answers Chemistry as Well ...

Graphics Answers Key Chemistry Interpreting Graphics Answers Key If you ally obsession such a referred chemistry interpreting graphics answers key ebook that will have the funds for you worth, get the entirely best seller from us Page 1/8. File Type PDF Chemistry Interpreting Graphics Answers Key currently from several preferred authors. If you want to comical books, lots of novels, tale ...

Chemistry Interpreting Graphics Answers Key

Interpreting graphics in chemistry? student #1: mass of flask: 37.820 g. flask+C7H6O3: 39.961 g. volume of C4H6O3: 5.0 mL. mass of watch glass: 22.744 g. watch glass + C9H8O4: 24.489 g . student #2: mass of flask: 37.979 g. flask+C7H6O3: 40.010g. volume of C4H6O3: 5.0 mL. mass of watch glass: 21.688 g. watch glass + C9H8O4: 24.179 g. 1) What is the theoretical yield, in grams, of aspirin in ...

If you were to constraint such a